

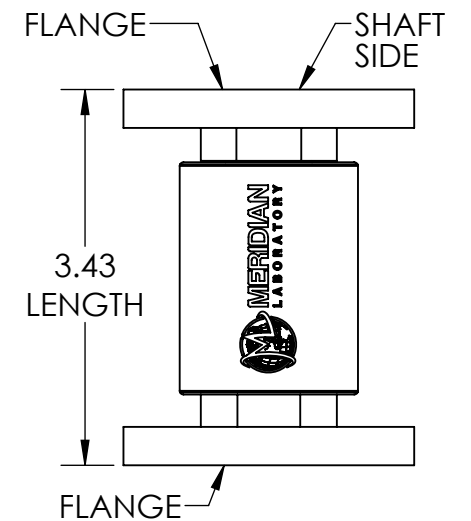
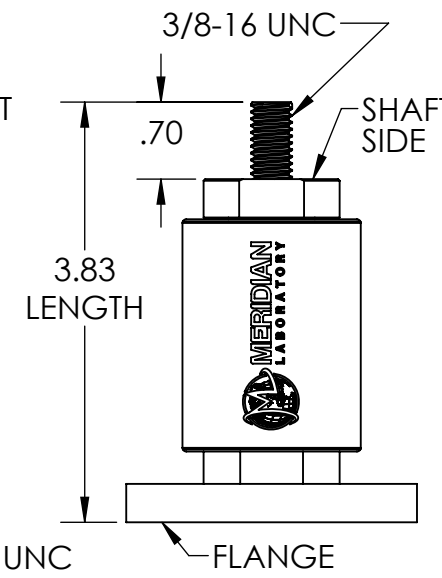
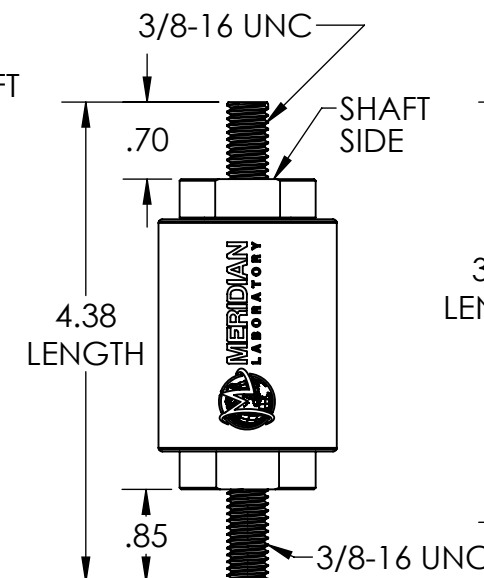
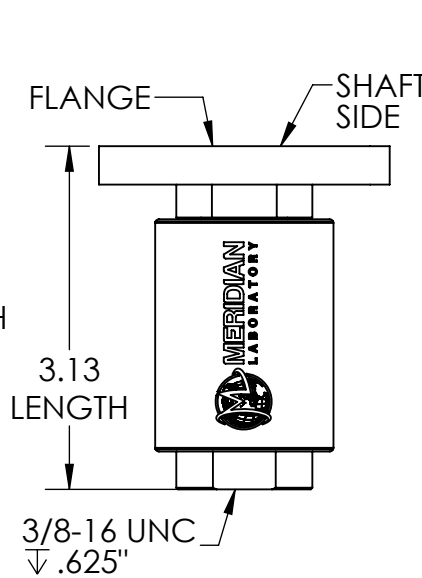
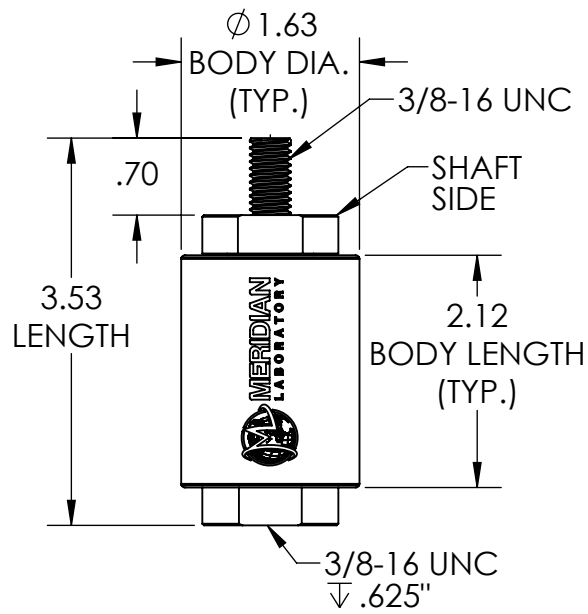
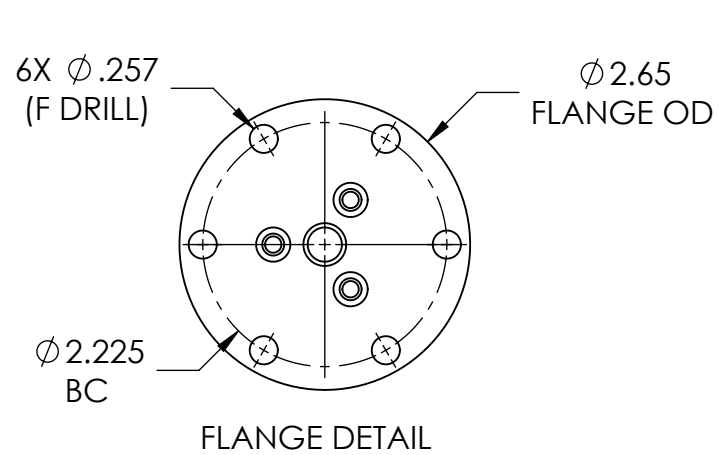
SPECIFICATIONS

NUMBER OF CIRCUITS	1
DC CURRENT	400A
AC[60Hz] CURRENT	350A
AC[120Hz] CURRENT	300A
<i>For all other AC frequencies, contact Meridian Lab</i>	
VOLTAGE	N/A
MAX CONTINUOUS RPM	1,750
STATIC TORQUE	< 0.50 in-lbs < 56.0 mNm
OPERATING TEMPERATURE [Non-Rohs]	-20°C TO 70°C
OPERATING TEMPERATURE [RoHS]	10°C TO 70°C
HOUSING MATERIAL	304 STAINLESS STEEL
CONTACT RESISTANCE	<1mΩ
DYNAMIC RESISTANCE	<1mΩ (0 TO 1,750 RPM)
WEIGHT (±15%)	1.3 LBS

NOTES

- SPECIFICATIONS ARE NOT GUARANTEED WHILE IN AN ABSOLUTE MAXIMUM CONDITION
- SHAFT AND BODY ENDS MUST NOT BOTH BE HARD MOUNTED TO ALLOW FOR SMALL NON-CONCENTRIC ROTATION.
- PRODUCT DIMENSIONS AND SPECIFICATIONS ARE PROVIDED FOR REFERENCE ONLY, ARE NOT GUARANTEED, AND ARE SUBJECT TO CHANGE WITHOUT NOTICE.

INSTALLATION NOTE: DO NOT RIGIDLY MOUNT BOTH SHAFT AND BODY AND ENSURE CABLE WEIGHT IS <25 LBS



PART NUMBER GUIDE

ERG - 400 -

- 0 = THREADED HOLE
- 1 = THREADED STUD
- 2 = FLANGE (BODY SIDE, SHAFT SIDE)

R = RoHS COMPLIANT
 BLANK = NOT RoHS COMPLIANT
 *FOR RoHS UNITS ADD .050" TO LENGTH DIMENSIONS

ERG-400-01

Hardware Inc.:
 2x 3/8" LockWasher
 1x 3/8"-16 Hex Bolt
 1x 3/8"-16 Nut

ERG-400-02

Hardware Inc.:
 1x 3/8" LockWasher
 1x 3/8"-16 Hex Bolt

ERG-400-11

Hardware Inc.:
 2x 3/8" LockWasher
 2x 3/8"-16 Nut

ERG-400-21

Hardware Inc.:
 1x 3/8" LockWasher
 1x 3/8"-16 Nut

ERG-400-22

Hardware Inc.:
 N/A

This drawing is proprietary to Meridian Laboratory Inc. and may not be copied, disclosed, or distributed without explicit written permission.

SCALE: 1:1.75

DEC. TOL ±.01
 DEC. TOL ±.1
 ANG. TOL ±1/2

MERIDIAN LABORATORY

Title ERG-400 TECHNICAL SPECIFICATIONS

Drawn By JCE

Date 03/23/2021

Model No. ERG-400

Rev

A